



# Work Order List

Wed, Jan 17, 2024 Helpdesk Work Page

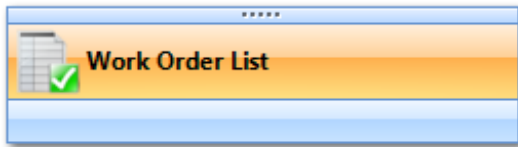
The Work Order detail screen is split into 3 different sections. The first of these sections is the WO List.



WO Nº	Age	Status
6180426	7d 19:52	1.03

1. The WO List will show the User all Work Order numbers that they are able to view.
2. The WO List shows the age of the Work Order in days and what status it is in.
3. Use the refresh button  to keep the list up to date.

4. Use the list types to quickly change between different lists.



Online URL: <https://ostarasystems.knowledgebase.co/article.php?id=258>